

Log into the parent portal at: <https://powerschool.orcsd.org/public/home.html>

Enter your username and password. (If you are a new user you will need information from the front office at school and then click on The Create Account tab.)

PowerSchool

## Student and Parent Sign In

Sign In Create Account

Username suej

Password .....

[Forgot Username or Password?](#)

Sign In

Click on Sign In.

You will now open on the Grades and Attendance for your student/students. If you have more than one student you can combine their accounts into one. Their names will be listed across the top of your screen.



Click on the student you wish to view. For this tutorial we will be using Tate.

The first screen is the Grades and Attendance:

To view homework for the quarter click on the grade or --- listed in the Q Column

Grades and Attendance Standards Grades

### Attendance By Class

Exp	Last Week					This Week					Course	Q1	Absences	Tardies
	M	T	W	H	F	M	T	W	H	F				
HRA(A)											MS-Sci7 Email Martel, Janet - Rm: 207	A 95	0	0
HRA(A)											MS-SS7 Email Wolfson, Valerie - Rm: 208	A 95	0	0
HRA(A)											MS-LA7 Email Vizzo, Michele - Rm: 206	A 97	0	0
HRA(A)											MS-Math7 Email MacArthur, John - Rm: 209	--	0	0
P2(A)											MS-STEM7 Email Silverio, John - Rm: 120	--	0	0

Once you click on that you will see:

**Class Score Detail:**

Course	Teacher	Expression	Final Grade <sup>1</sup>
MS-Sci7	Martel, Janet	HRA(A)	A 95%

**Teacher Comments:**

Tate is always prepared for class. He is very willing to help others. Great Job this quarter.

**Section Description:**

Grades last updated on 09/14/2016

1 - This final grade may include assignments that are not yet published by the teacher. It may also be a result of special weighting used by the teacher.

**Assignment Scores**

Due Date	Category	Assignment	Standard	Score	%	Grd
09/14/2016	Activities	Activity 1		Score Not Published		
09/14/2016	Activities	Activity 2		Score Not Published		
09/14/2016	Participation	Class Work		Score Not Published		
09/14/2016	Test/Quizzes/Projects	Chapter 1 Test		Score Not Published		

✔ - Collected ▲ - Late ■ - Missing ◆ - Score is exempt from final grade ☒ - Assignment is not included in final grade

This gives you Teacher Comments at the end of the quarter along with their Assignment Scores.

Teachers may comment on assignments and if they have you will see the score in blue and if you click on it you will see the teacher comment on that assignment.

Codes	Score
	85.1/100
	85.1/100
	<u>75/100</u>

The second tab is Standards Grades: This is the place you can see their progress with Competencies.




Click on the Standards Grades tab.

Grades and Attendance **Standards Grades**


Exp	Attendance By Class										Course	Q1	Absences	Tardies
	Last Week					This Week								
	M	T	W	H	F	M	T	W	H	F				
HRA(A)											MS-Sci7 Email Martel, Janet - Rm: 207	A 95	0	0
HRA(A)											MS-SS7 Email Wolfson, Valerie - Rm: 208	A 95	0	0
HRA(A)											MS-LA7 Email Vizzo, Michele - Rm: 206	A 97	0	0
HRA(A)											MS-Math7 Email MacArthur, John - Rm: 209	--	0	0
P2(A)											MS-STEM7 Email Silverio, John - Rm: 120	--	0	0

Once there you will see a list of Current Classes. If you see an arrow next to the class, this will give you a drop down of the Competencies progress. Three classes are still grading the traditional way but we plan to be 100% Competency Based for 2017-18.

**Current Classes**

- HRA(A) **MS-LA7** - 16-17 
- HRA(A) **MS-Math7** - 16-17
- HRA(A) **MS-Sci7** - 16-17 
- HRA(A) **MS-SS7** - 16-17 
- P2(A) **MS-Art7** - 16-17
- P2(A) **MS-Band7** - 16-17
- P2(A) **MS-Spanish7** - 16-17
- P2(A) **MS-STEM7** - 16-17
- P3(A) **MS-Health7** - 16-17
- P4(A) **MS-PE7** - 16-17




16-17 

When you see a note listed that means there are no competencies for that section

Click on the drop down arrow to see the Competencies.

If there is nothing to view then your student has not had that class yet.

If you see scores there are Competencies and Habits of Learning.

Standards	Q1	Q2
<b>HOL.BDST</b> Habits Of Learning Band/Strings <i>(Not Directly Graded)</i>		
<b>HOL.BDST.1</b> Meets performance obligations.	C	
<b>HOL.BDST.2</b> Contributes productively to lesson, rehearsal and performance environments.	C	
<b>HOL.BDST.3</b> Brings music and instrument.	C	
<b>7.BD</b> Band <i>(Not Directly Graded)</i>		
<b>7.BD.C1</b> Competency 1-Technique	M	
<b>7.BD.C2</b> Competency 2-Literacy	M	
<b>7.BD.C3</b> Competency 3-Performance/Ensemble	P	
<b>7.BD.C4</b> Competency 4-Connection	P	
<b>7.BD.C6</b> Music Comment <i>(Comment Only)</i>	-- 	



P2(A) MS-PE7 - 16-17

Listed at the bottom of the Standards screen is a legend of what the letters mean for each.

### Competencies Grades 5-8

M=Meets

P=Progressing

B=Beginning


### Habits of Learning K-8

C= Consistently demonstrates this skill

M=Demonstrates this skill Most of the time

S=Demonstrates this skill Some of the time

R=Requires ongoing support with this skill

If you see a note icon you can click on it to read the comment by the teacher. These are done at the end of each quarter by most teachers. 

If you want to see a Competency's Description click on the blue Standards Grades Classic View in the lower right corner of your screen. [Standards Grades Classic View](#)

Once there click on the Competency and you will see the Description of that Competency:

### View Standards Details

#### Standard Details

Teacher	Kuhn, Sarah									
Course	MS-Band7									
Standard Name	Competency 2-Literacy									
Description	I can perform rhythms correctly that I read I can perform articulations and dynamics designated by symbols that I read I can notate rhythm and pitch sequences that I hear I can teach myself a new passage of music following the "new music algorithm" I can aurally identify and hum the tonic of a given piece									
Grade Scale	MS Competencies Scale 5th-8th									
Grade Scale Description	Middle School Competencies Scale 5-8									
Grade Scale Details	<table border="1"><thead><tr><th>Grade Label</th><th>Description</th></tr></thead><tbody><tr><td>M</td><td>Meets</td></tr><tr><td>P</td><td>Progressing</td></tr><tr><td>B</td><td>Beginning</td></tr></tbody></table>	Grade Label	Description	M	Meets	P	Progressing	B	Beginning	
Grade Label	Description									
M	Meets									
P	Progressing									
B	Beginning									



When done click on the  in the top right of the box.

To get back to the original view click on Grade and Attendance in the navigation window to the left

## Navigation



Grades and  
Attendance

Standards Grades

and then click on the standards.

At the end of each quarter there will be a report listed for you to print. At the end of the school year there will be one that will have all records for the year. This you may print to keep for your records.



Report Cards

Go to the Navigation bar on the left **Navigation** and click on Report Cards.

If there is more than one report available you can click on the drop down to select the one you want.